

# To Register Your Account For Usage Monitoring:

Go to: [www.MyUsage.com](http://www.MyUsage.com)

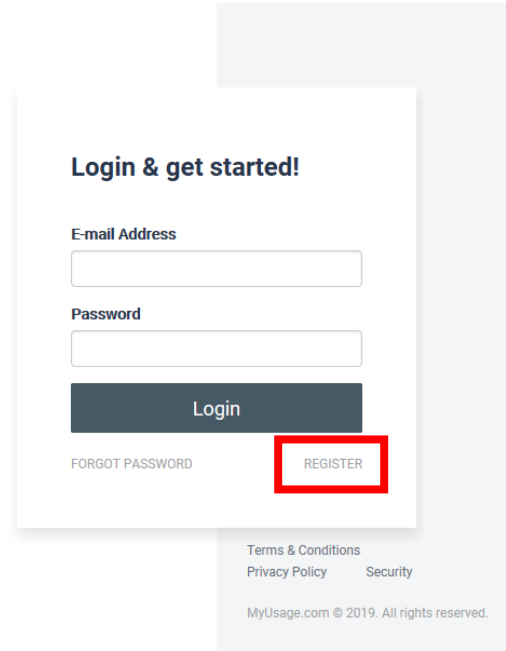
Click Register



## TAKE CONTROL AND SAVE ON YOUR UTILITY BILL

MyUsage® provides you information about your utility consumption *anytime, anywhere*. It's fast, easy & convenient.

Download the FREE MyUsage App from the Apple App Store or Google Play.



Select State: Texas

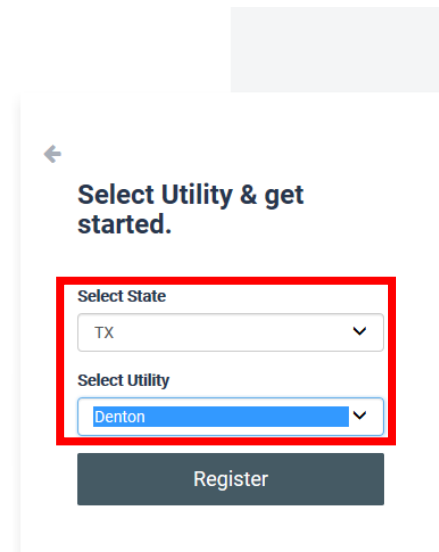
Select Utility: Denton



## TAKE CONTROL AND SAVE ON YOUR UTILITY BILL

MyUsage® provides you information about your utility consumption *anytime, anywhere*. It's fast, easy & convenient.

Download the FREE MyUsage App from the Apple App Store or Google Play.



Select Register:



## TAKE CONTROL AND SAVE ON YOUR UTILITY BILL

MyUsage® provides you information about your utility consumption *anytime, anywhere*. It's fast, easy & convenient.

Download the FREE MyUsage App from the Apple App Store or Google Play.



←

### Select Utility & get started.

Select State

TX

Select Utility

Denton

Register

Select Enroll:

The MYUSAGE logo is displayed in the top left corner of the page.

## Denton Usage Monitoring Enrollment

Enroll in Usage Monitoring today by clicking the button below.

Enroll

Enter Email Address and Click Next:

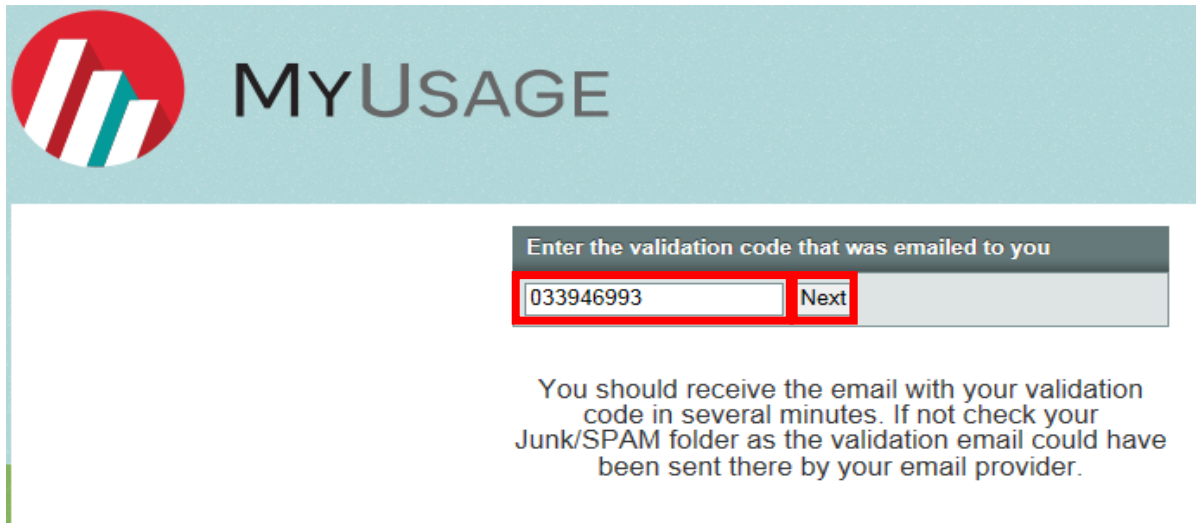
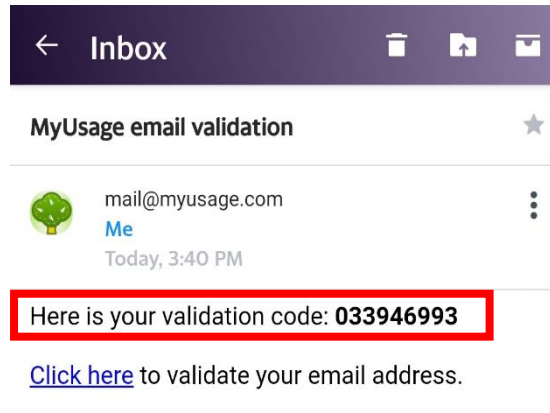
The MYUSAGE logo is displayed in the top left corner of the page.

## Denton Usage Monitoring Account Sign Up

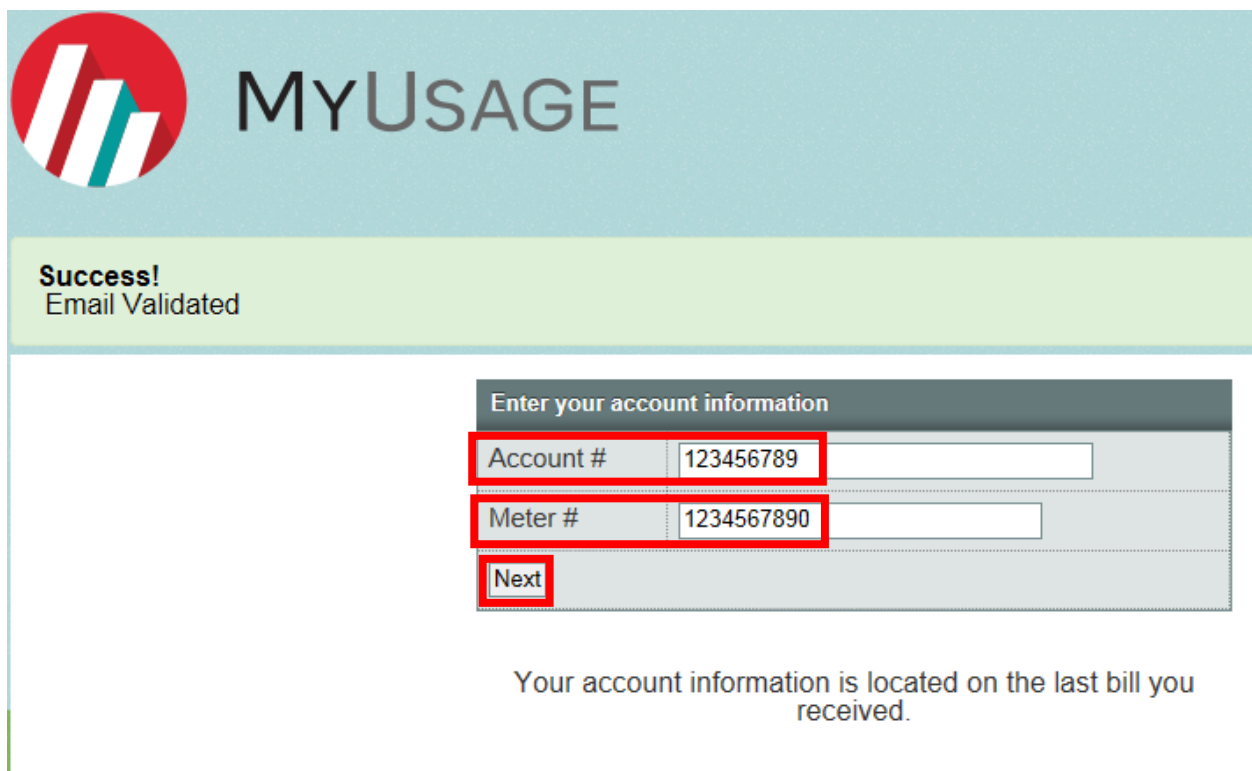
Enter your email address below and click next to begin the **Usage Monitoring** account setup process.

youremail@email.com × Next

Enter Validation Code that was Sent to The Email You Provided and Click Next:



Enter Account Number and Meter Number (Found on Your Bill) and Click Next:



Fill in the Blanks on the Screen Below

Select Your Desired Notifications and Time

Click Create Account Once Complete:



# MYUSAGE

## Complete Setup

**YOUR NAME** your account information has been validated. To finish the sign up process, please create a password and set your alert settings.

Password

Password Confirm

Alert Email

The average usage for your meter from 08/05/2019 - 09/04/2019 is 59 KWh.

Would you like to receive an email when your daily usage is greater than  KWh?

- Yes
- No

Would you like to receive an email each day with your daily usage amount?

- Yes
- No

Please select what time you would like your email alerts delivered.

AM

## Password Rules

### Rule

Password cannot be set to the login's email address.

Password must be at least 5 characters.

Password must be changed on next login when password is set to 'password123'.

Now When You Visit MyUsage.com and Login, You Will See the Following Page:

The screenshot displays the City of Denton MyUsage.com dashboard. At the top left is the City of Denton logo. To the right, a user profile box shows fields for 'YOUR NAME', 'YOUR ADDRESS', and 'YOUR ACCOUNT #', with a 'Logout' button. Below this is a navigation menu with 'Account', 'History', 'Payment', 'Settings', and 'User' options. A 'Summary' tab is selected, leading to a yellow notification bar that reads 'Your Denton Usage Monitoring account has been created.' The main section features a 'Daily use chart for the last thirty days' with a dual-axis chart showing energy usage (kWh) as green bars and temperature (°F) as a red line. Below the chart are two panels: 'Account Info' and 'Recent Alerts'. The 'Account Info' panel shows 'Last Energy Usage' as 50 kWh (posted on 09/03/2019) and 'Avg Energy Use' as 59 kWh. It also displays 'Account #' as 'YOUR ACCOUNT #' and 'Status' as 'Active'. The 'Recent Alerts' panel shows 'No recent alerts'.

| Account Info   |                |
|--|----------------|
| Last Energy Usage                                    | Avg Energy Use |
| <b>50 kWh</b><br><small>posted on 09/03/2019</small> | <b>59 kWh</b>  |
| Account #  | Status         |
| <b>YOUR ACCOUNT #</b>                                | <b>Active</b>  |
| YOUR NAME  |                |

| Recent Alerts    |
|------------------|
| No recent alerts |

**Helpful Tips:**

Select History to See Your Historic Daily kWh Usage

Select Settings then Manage Alerts to Change Your Notifications

Select User to Change Your Password or Email